

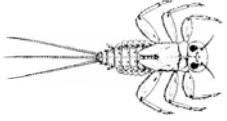

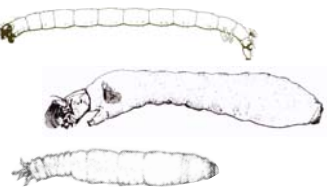
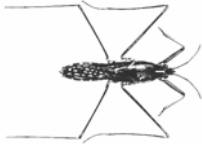





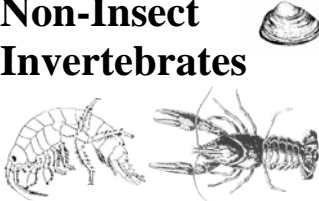

LWA Macroinvertebrate Study

Name _____

Date _____

Class _____

Macro	Tally	Total
Mayflies 		
Stoneflies 		
True Flies 		
True Bugs 		
Dragonflies / Damselflies 		

Macro	Tally	Total
Dobsonflies / Alderflies 		
Water Beetles 		
Non-Insect Invertebrates 		
Caddisflies 		
Total Number of All Collected Macros		

Calculations

Mayfly ("E") Percentage* = $\frac{\# \text{ of Mayflies}}{\text{Total \# of all organisms}} \times 100$

*Same for Stonefly ("P") and Caddisfly ("T")

Percent EPT = % Mayflies + % Stoneflies + % Caddisflies

% Mayflies = _____

% Stoneflies = _____

% Caddisflies = _____

Percent	Water Quality
> 32.2	Good
16.1-32.2	Fair
< 16.1	Poor

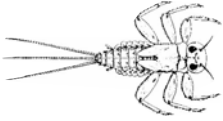

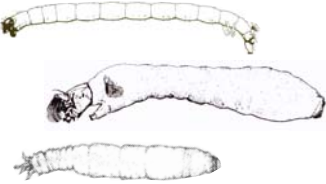
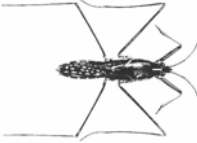





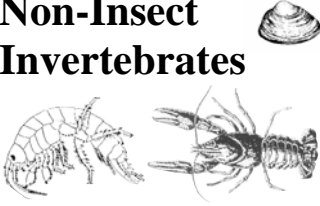

LWA Macroinvertebrate Study



Date _____

Group _____

Macro	Tally	Total
Mayflies 		
Stoneflies 		
True Flies 		
True Bugs 		
Dragonflies / Damselflies 		

Macro	Tally	Total
Dobsonflies / Alderflies 		
Water Beetles 		
Non-Insect Invertebrates 		
Caddisflies 		
Total Number of All Collected Macros		